WAR DEPARTMENT

CORPS OF ENGINEERS, U.S. ARMY

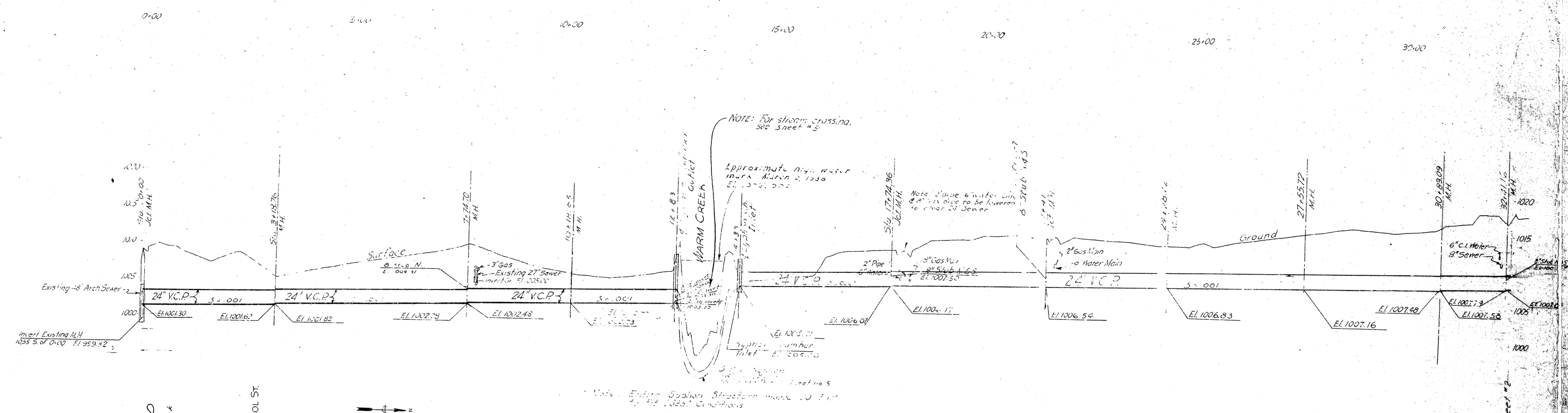

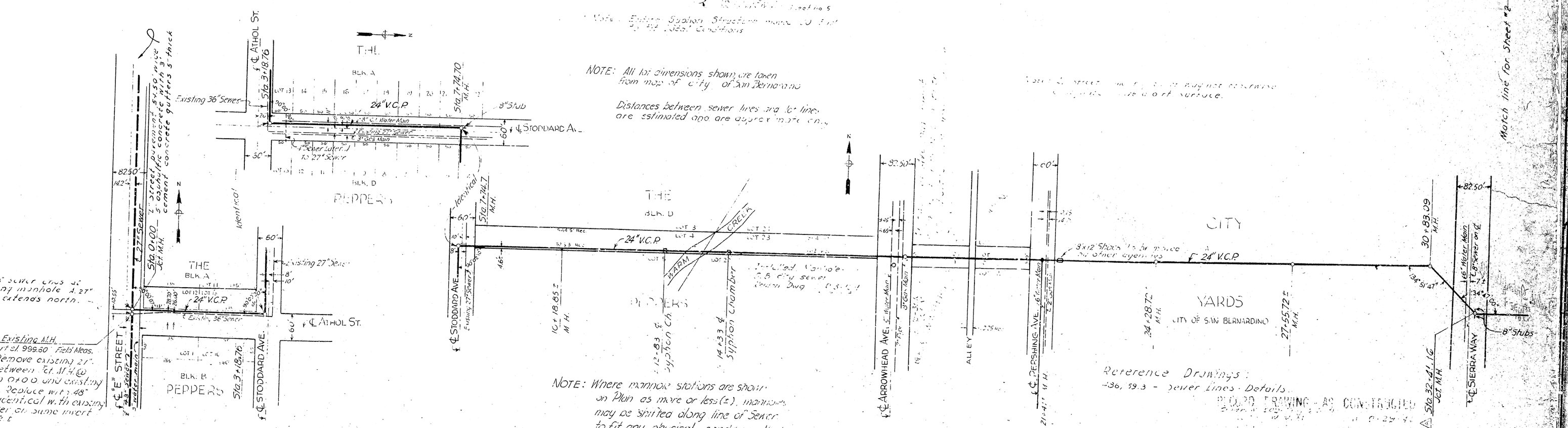

NOTE: Where manhole stations are shown on Plan as more or less (±), manholes may be shifted along line of sewer to fit any physical conditions that may exist on Ground. If, for any reason such a shift is necessary, elevation of manhole invert must be corrected to fit new location.

REV. NO.	DATE	REVISION	REV	CHK.	APP.

MILITARY CONSTRUCTION

SAN BERNARDINO AIR DEPOT

SAN BERNARDINO, CALIF.

OUTFALL SANITARY SEWER

PLAN AND PROFILE NO. 1

SCALE: HORIZ. 1" = 100'-0" VERT. 1" = 6'-0" IN 5 SHEETS SHEET NO. 1

GRAPHIC SCALE FEET

U. S. ENGINEER OFFICE, LOS ANGELES, CALIF., APRIL 1942

SUBMITTED BY: W. B. Higgins Jr. LT. COL., CORPS OF ENGINEERS, U. S. ARMY CHIEF, ENGINEERING DIVISION

APPROVED BY: Brian C. Kelton COLONEL, CORPS OF ENGINEERS, U. S. ARMY DISTRICT ENGINEER

FILE NO.	DRAWN	TRACED	CHECKED	TO ACCOMPANY SPECIFICATION NO.
544/45	WM. MC		W.H.S.	

WAR DEPARTMENT

CORPS OF ENGINEERS, U.S. ARMY

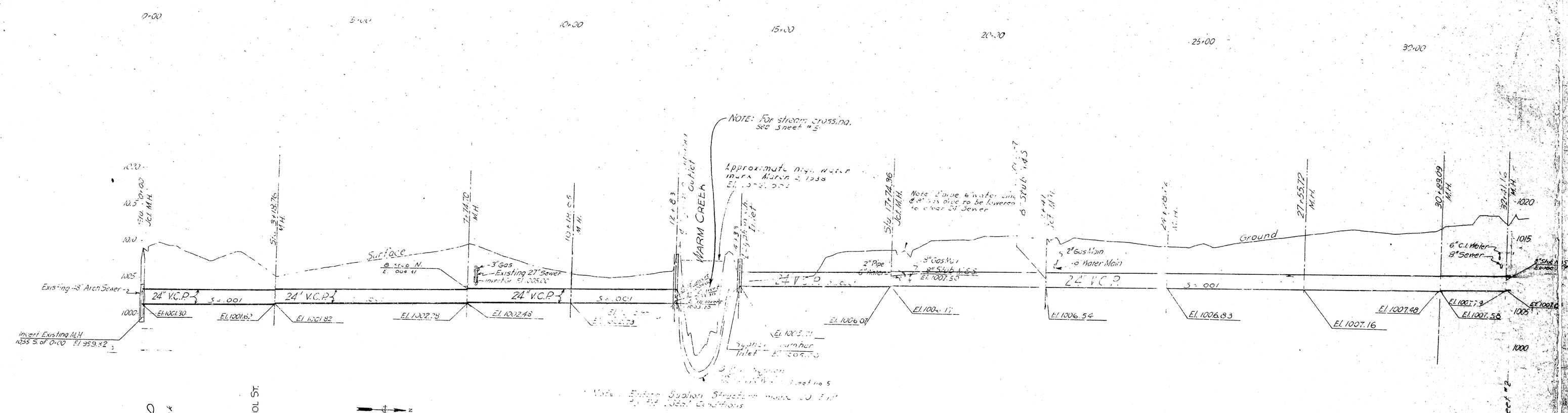

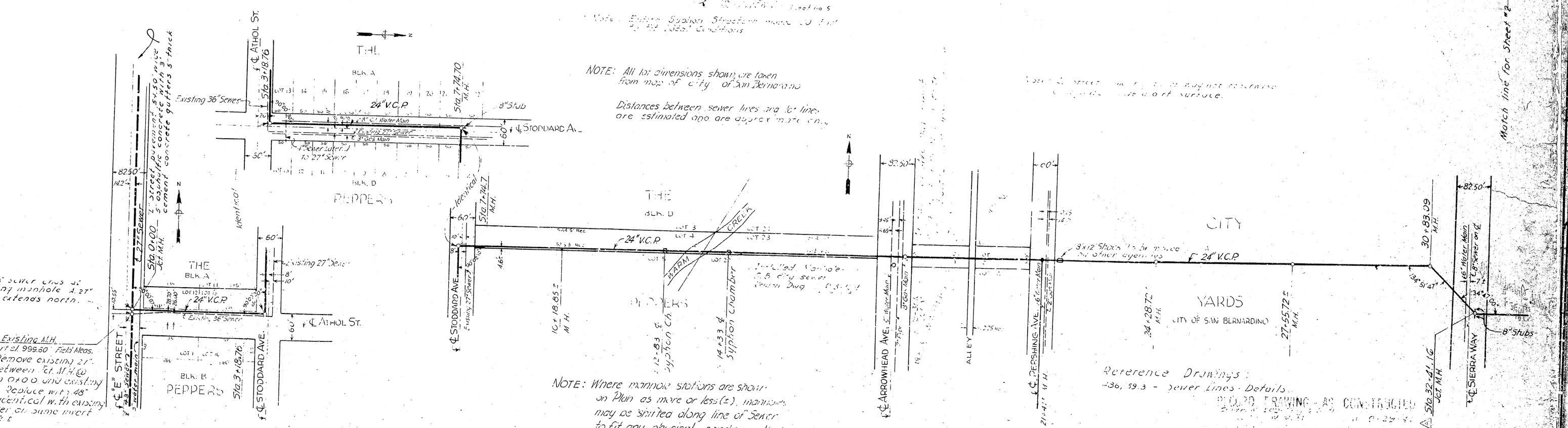

NOTE: Where manhole stations are shown on Plan as more or less (±), manholes may be shifted along line of sewer to fit any physical conditions that may exist on Ground. If, for any reason such a shift is necessary, elevation of manhole invert must be corrected to fit new location.

REV. NO.	DATE	REVISION	REV	CHK.	APP.

MILITARY CONSTRUCTION

SAN BERNARDINO AIR DEPOT

SAN BERNARDINO, CALIF.

OUTFALL SANITARY SEWER

PLAN AND PROFILE NO. 1

SCALE: HORIZ. 1" = 100'-0" VERT. 1" = 6'-0" IN 5 SHEETS SHEET NO. 1

GRAPHIC SCALE FEET

U. S. ENGINEER OFFICE, LOS ANGELES, CALIF., APRIL 1942

SUBMITTED BY: W. B. Higgins Jr. LT. COL., CORPS OF ENGINEERS, U. S. ARMY CHIEF, ENGINEERING DIVISION

APPROVED BY: Brian C. Kelton COLONEL, CORPS OF ENGINEERS, U. S. ARMY DISTRICT ENGINEER

FILE NO.	DRAWN	TRACED	CHECKED	TO ACCOMPANY SPECIFICATION NO.
544/45	WM. MC		W.H.S.	

WAR DEPARTMENT

CORPS OF ENGINEERS, U.S. ARMY

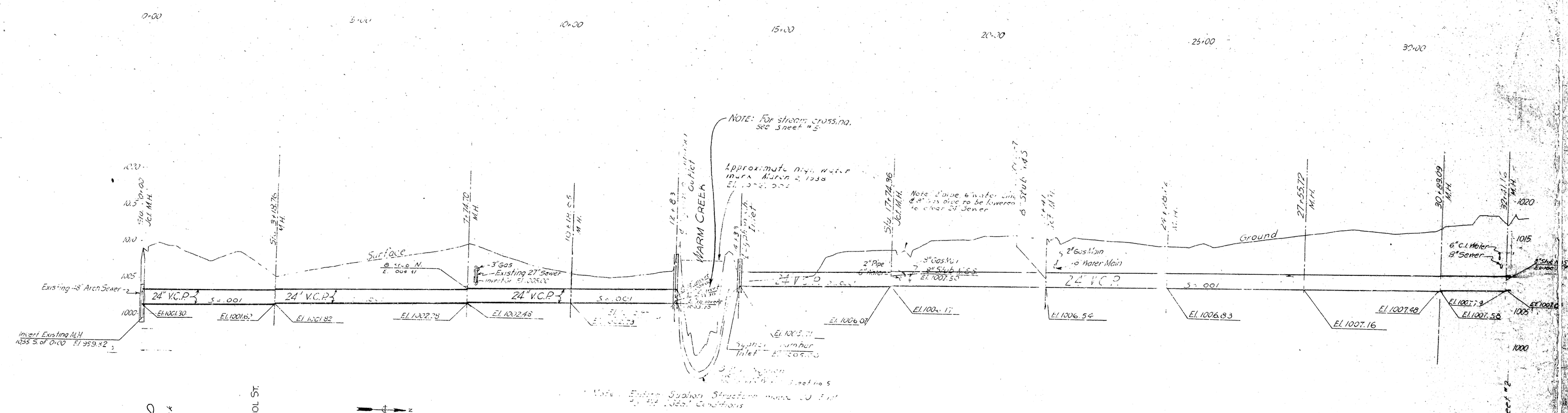

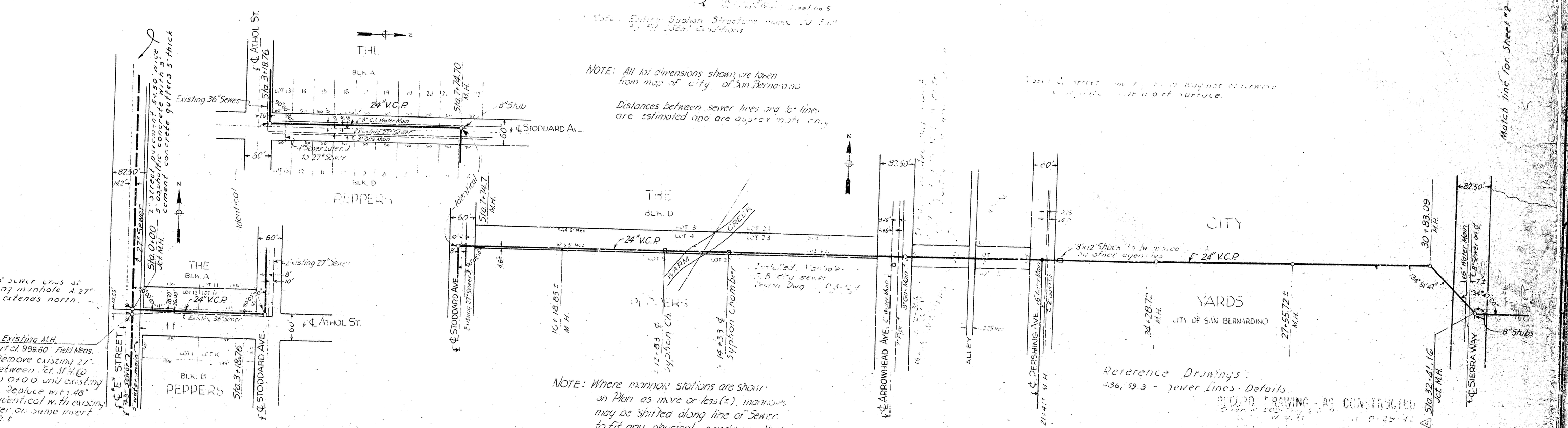

NOTE: Where manhole stations are shown on Plan as more or less (±), manholes may be shifted along line of sewer to fit any physical conditions that may exist on Ground. If, for any reason such a shift is necessary, elevation of manhole invert must be corrected to fit new location.

REV. NO.	DATE	REVISION	REV	CHK.	APP.

MILITARY CONSTRUCTION

SAN BERNARDINO AIR DEPOT

SAN BERNARDINO, CALIF.

OUTFALL SANITARY SEWER

PLAN AND PROFILE NO. 1

SCALE: HORIZ. 1" = 100'-0" VERT. 1" = 6'-0" IN 5 SHEETS SHEET NO. 1

GRAPHIC SCALE FEET

U. S. ENGINEER OFFICE, LOS ANGELES, CALIF., APRIL 1942

SUBMITTED BY: W. B. Higgins Jr. LT. COL., CORPS OF ENGINEERS, U. S. ARMY CHIEF, ENGINEERING DIVISION

APPROVED BY: Brian C. Kelton COLONEL, CORPS OF ENGINEERS, U. S. ARMY DISTRICT ENGINEER

FILE NO.	DRAWN	TRACED	CHECKED	TO ACCOMPANY SPECIFICATION NO.
544/45	WM. MC		W.H.S.	